

















BIOREZ_Lab_Results-FirstName-LastName-000000-000000

Energetic State by Location - Chronic Organs and Sites

This report lists the sites of cellular dysfunction, imbalance and distortion

Energy colors: purple = progressing chronic state and black = severe chronic state

DATE TIME	NAME	SYSTEM	†	ENERGY	E-level
10/1/2021 8:13:34 PM	PANCREAS, front view				38 %
10/1/2021 8:17:02 PM	TRACHEA AND BRONCHI				32 %
10/1/2021 8:19:57 PM	VESSELS OF EYE; right				47 %
10/1/2021 8:20:04 PM	VESSELS OF EYE; left				39 %
10/1/2021 8:24:20 PM	LABYRINTH; ON THE RIGHT				37 %
10/1/2021 8:20:32 PM	LYMPHATIC VESSELS OF MEDIASTINUM				40 %
10/1/2021 8:21:45 PM	THYROID GLAND; from behind				30 %
10/1/2021 8:22:03 PM	ADRENAL				50 %

Ⓜ (DATE TIME >= 10/1/2021) and (ENERGY = Chronic) and (E-level <= 50)